


NEW
Imported from Spain

KELOM MnZn FLOW

**MANGANESE AND ZINC
CORRECTOR**



CHARACTERISTICS

Special formulation that helps prevent and correct deficiency states simultaneous manganese and zinc.

KELOM MnZn Flow is a highly concentrated suspension (Flow) of Zinc and Manganese salts and is chloride free and fully water soluble.


A combined application of Zn and Mn is more effective than single sprays on their own.

As a result to the physical characteristics of **KELOM MnZn Flow** is possible to optimize the uptake of nutrients (Zn and Mn) and a longer stay of the product on the leaf, so that the period of effectiveness of the application is extended.

KELOM MnZn Flow contributes to rapid recovery plants affected by frost or other weather events, and also provides the sulfur and nitrogen plants, these being the main constituent elements of the enzymes

COMPOSITION

Total Zinc (Zn)	13,50 %w/v - 8,10 %w/w
Total Manganese (Mn)	13,50 %w/v - 8,10 %w/w
Total Nitrogen	5,80 %w/v - 3,50 %w/w
Total Sulfur	15,00 %w/v - 9,7 %w/w
pH (10% solution)	5.5-6.5 Density 1,55

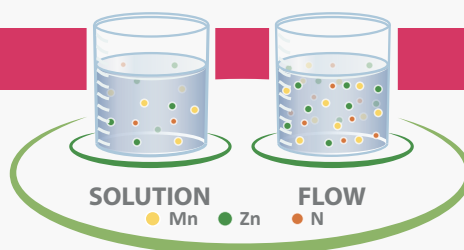


KELOM MnZn FLOW

MANGANESE AND ZINC CORRECTOR

DOSES AND APPLICATIONS

CROP	L/ha	cc/100L water	APPLICATION
Berries, Strawberry, Raspberry, ...	1,5	200 cc/hl	Apply in early sprouting and pre-flowering.
Leaf vegetables	1-2	300 cc/hl	Apply with 4-6 true leaves hereinafter
Cereals, rice, ...	1-2	300 cc/hl	Apply with 5 leaf to flowering
Vegetable, Tomato, Onion etc. ...	1-2	300 cc/hl	Apply with 4-6 true leaves on.
Ornamental	1-2	300 cc/hl	Apply in early shoot growth
Citrus	3-5	150-200 cc/hl	At the start of spring shoot growth, repeat 20 days later. Repeat application during shoot growth summer - autumn
Peach, Olive, Cherry, Hazelnut	3-5	150-200 cc/hl	Apply from green tips to 5-8 cm sprouts. Apply higher dose in post-harvest 30 days before leaf fall.
Nuts	3-5	150-200 cc/hl	At the beginning of flowering, repeat application with sprout 15-18 cm. Apply higher dose in post-harvest 30 days before leaf fall.
Apple, Pear	3-5	150-200 cc/hl	During vegetative growth, starting from green tip. Repeat every 10-15 days. Apply higher dose in post-harvest
Table grapes, Wine grape	3-5	150-200 cc/hl	Apply with sprouts 30-60 cm, repeat to flowering. Apply postharvest higher dose 30 days before the start of fall leaves



The spray tank should be filled with half of the required amount of water. Measure the required amount of **KELOM MnZn FLOW** and add to the tank maintaining constant agitation. Add remaining water and Spray.

KELOM MnZn FLOW should be stored in frost free conditions with optimum storage range between 5-40°C. In situations of prolonged storage there may be slightly settling of the nutrient particles. This is reversible on shaking. Always shake container before opening.

Packing



Aspe

NON TOXIC

